

Boys & Girls Clubs of Bloomington

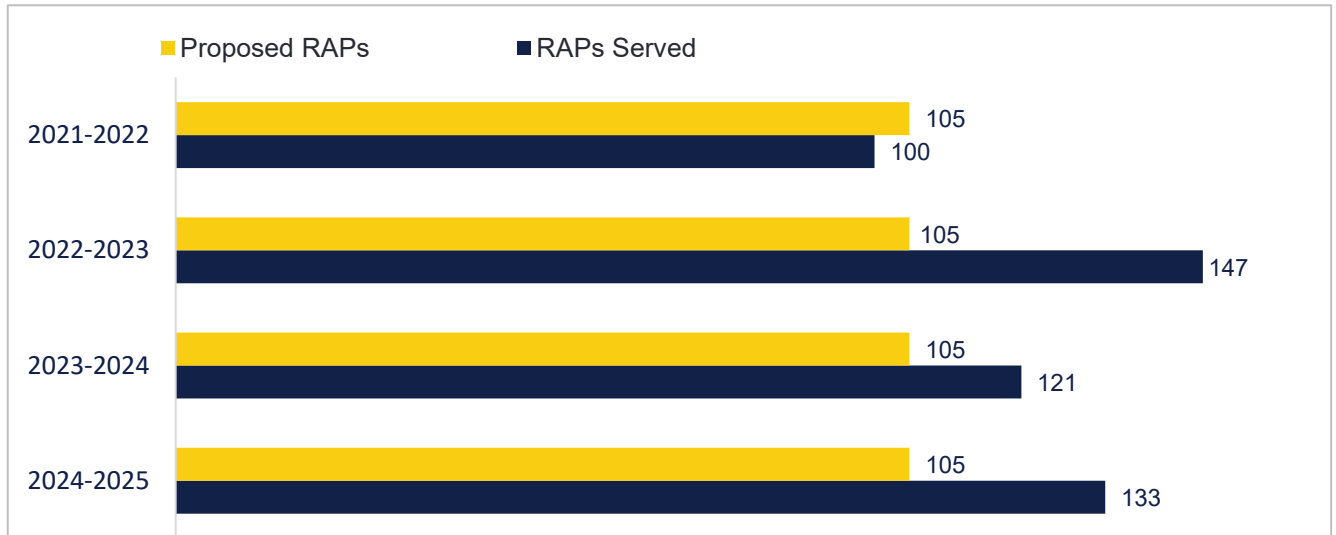
Cohort 10 Grant-End Report

Programming Offered and Program Attendance: 2021-2025 School-Years

Annual Days of Programming Offered (Across All Program Sites)

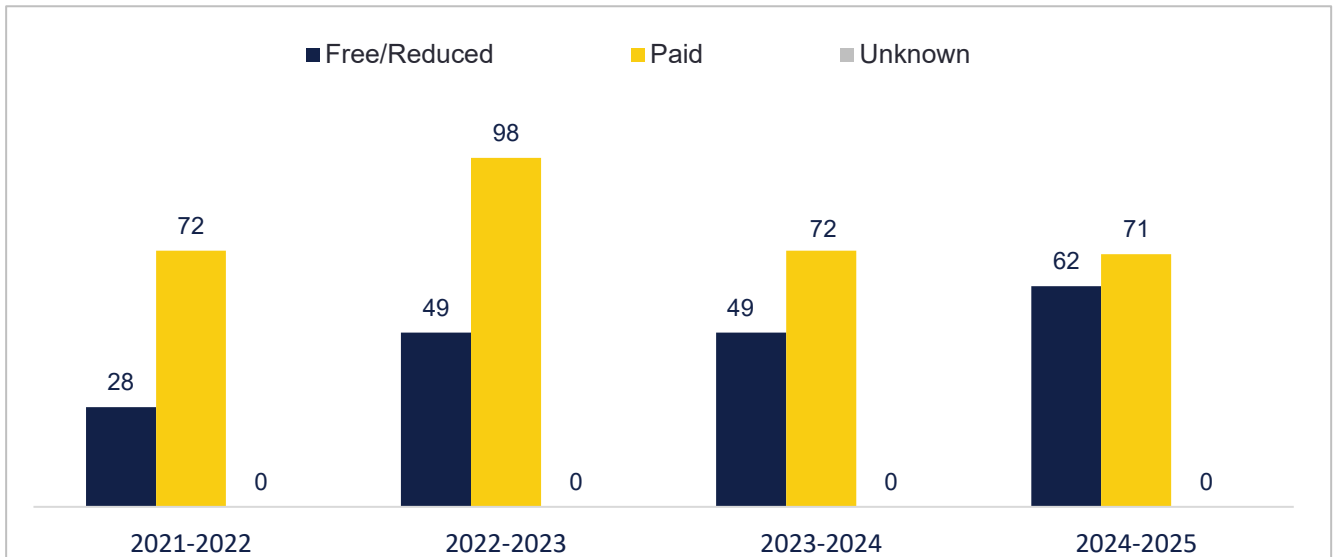
2021-2022	2022-2023	2023-2024	2024-2025
141	152	170	168

Annual Program-Wide Attendance



Characteristics of Regularly Attending Students (RAPs): 2021-2025 School-Years

Annual Program-Wide Free/Reduced Lunch Status among RAPs

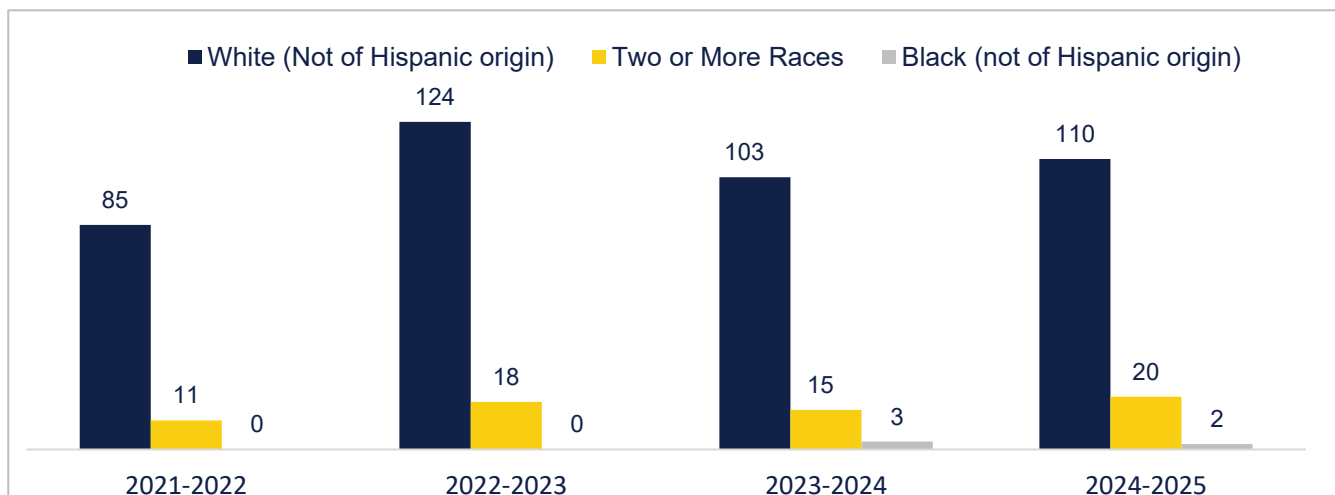


Boys & Girls Clubs of Bloomington

Cohort 10 Grant-End Report

Characteristics of Regularly Attending Students (RAPs): 2021-2025 School-Years

Annual Program-Wide Race/Ethnicity among RAPs



Evidence of Student-Level Outcomes

Select one or more performance measures and show results for RAPs in each year of the grant. This can be at the program level or site-level.

The chart below presents the E/LA and math grade outcomes for 1st-5th grade RAPs over each year of the grant. The outcomes pertain to the following performance measures:

65% of 1st-5th grade RAPs will earn a 'B or better' or increase their E/LA grade from fall to spring.

65% of 1st-5th grade RAPs will earn a 'B or better' or increase their math grade from fall to spring.

E/LA & Math Grade Outcomes

